

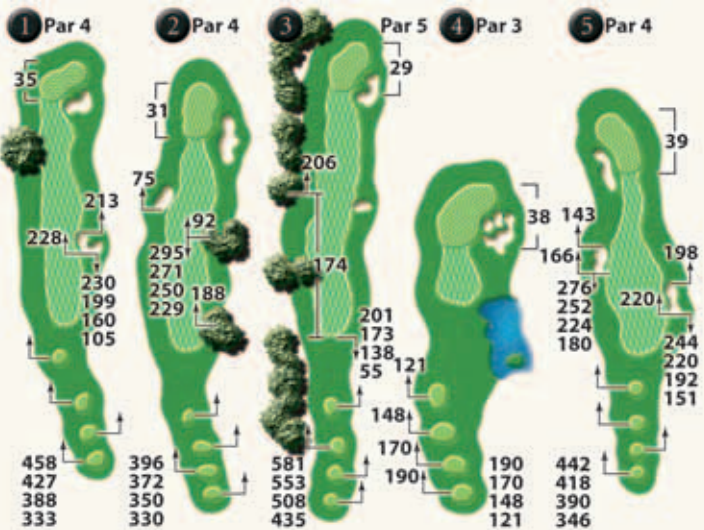
Designed by Tom Weiskopf

Est. 1999



Clubhouse

Bellaire, Michigan
For tee times and reservations call
1-800-678-4111
Internet: www.ShantyCreek.com
E-Mail: info@ShantyCreek.com



Ratings:		Course	Slope
For Men:	Championship Tees	73.6	144
	Back Tees	71.2	136
	Middle Tees	69.3	126
For Women:	Middle Tees	74.8	145
	Forward Tees	70.5	128

Yardage Marking System

Distance markers are installed in the edge of fairway to allow fast determination of distance of your ball position to the true dead center of the green.

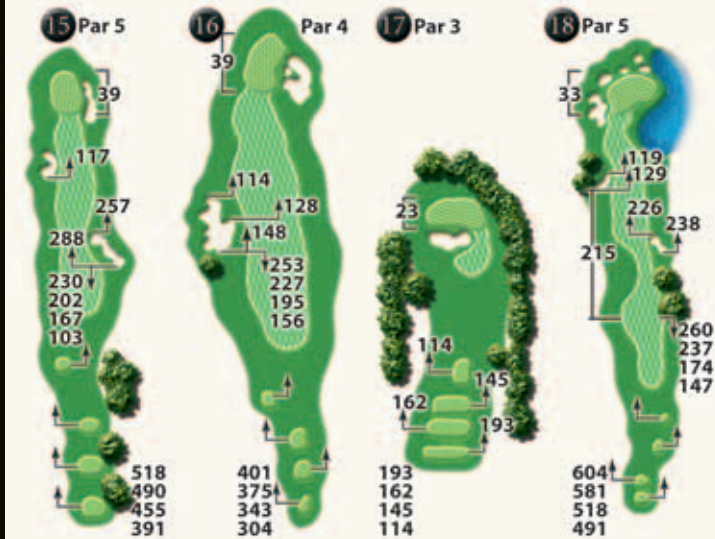
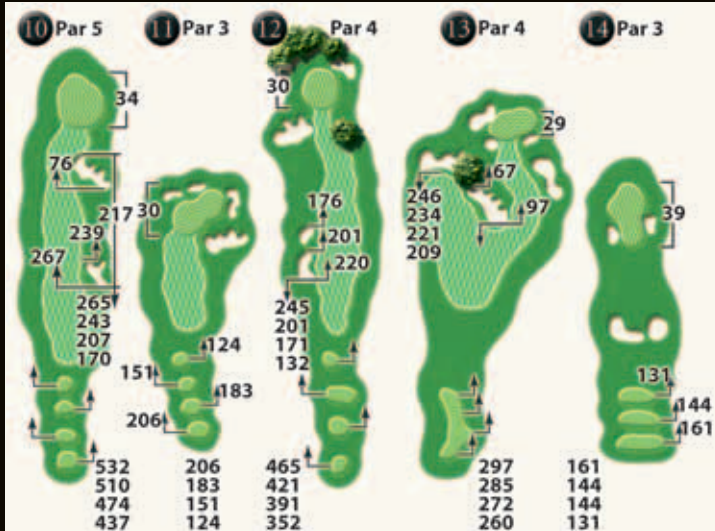
B Blue Markers
Positioned in edge of fairway
200 yards from green center

W White Markers
Positioned in edge of fairway
150 yards from green center

R Red Markers
Positioned in edge of fairway
100 yards from green center

GAM GAM Yardage
GAM Official yardage
measured from GAM brass
plate near the white tee
position to the center of the
green

**U.S.G.A. Rules
Govern All Play.**



HOLE	1	2	3	4	5	6	7	8	9	OUT	I N I T I A L	10	11	12	13	14	15	16	17	18	IN	TOT	HCP	NET
BLACK	458	396	581	190	442	357	425	202	559	3610			532	206	465	297	163	518	401	193	604	3379	6989	
BLUE	427	372	553	170	418	341	383	176	537	3377		510	183	421	285	144	490	375	162	581	3151	6528		
WHITE	388	350	508	148	390	317	325	149	495	3070		474	151	391	272	144	455	343	145	518	2893	5963		
RED	333	330	435	121	346	269	316	122	439	2711		437	124	352	260	131	391	304	114	491	2604	5315		
HANDICAP	7	11	3	13	1	17	9	15	5			6	12	2	16	18	10	8	14	4				
+/-																								
PAR	4	4	5	3	4	4	4	3	5	36		5	3	4	4	3	5	4	3	5	36	72		
+/-																								

DATE:

SCORER:

ATTEST: